



# Forming Fundamentals

WHAT TO

EXPECT:

- Proper Forming Techniques
- Tool Selection and Blank Size
- Increased Press Brake Productivity
- Time Saving Easy to Use Formulas
- Latest Forming Technologies

## February-May 2024 Class Schedule

**February 13-14 (Two Day Class)**

**March 19th (One Day Class)**

**April 9-10 (Two Day Class)**

**May 21st (One Day Class)**

### Press Brake Forming Fundamentals (Two Day Class)

This course covers everything there is to know about forming, regardless of the press brake you are using. Change the “that’s the way we have always done it” mentality. Our class is filled with easy to use formulas, demonstrations, and new forming ideas. It is ideal for set-up operators with minimal experience to twenty years. It is also recommended that shop foremen and/or engineers attend this course or our one day version.

**Book Provided .....\$595.00**

**Class Times:** Day 1: 8:30 – 2:00  
Day 2: 8:30 – 1:30

**Location:** Gladwin Machinery  
W167 N5905 Greenway Cir.  
Menomonee Falls, WI 53051  
262-703-0400

\*Class ending times may vary

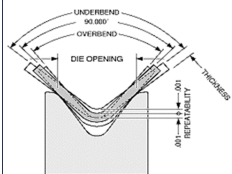


### Press Brake Forming Fundamentals (One Day Class)

We also offer a one day version of our popular Press Brake Forming Fundamentals class. Come learn everything that our two day class has to offer in a one day format.

**Book Provided .....\$595.00**

**Class Times:** 8:30 – 4:00

**Location:** Gladwin Machinery  
W167 N5905 Greenway Cir.  
Menomonee Falls, WI 53051  
262-703-0400





# Forming Fundamentals

## Press Brake Forming Fundamentals

### Class Outline

#### Part One: The Basics

- Brake and Back Gauge Axis
- Proper Measuring Techniques
- Types of Tooling
- Methods of Forming
- **Press Brake Demonstrations**

#### Part Two: The Factors

- Material Differences
- Tooling Selection
- Shortest Possible Flange
- Achieving the Proper Radius
- **Press Brake Demonstrations**

#### Part Three: Part Development, Programming Techniques, and Common Forming

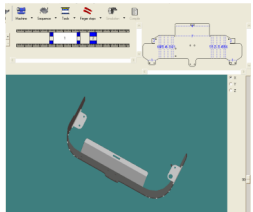

- Methods of Programming
- Press Deflection and Crowning
- Basic Blueprint Reading
- Part Blank Development
- Measuring for Tool Builds
- Tallest Possible Box
- Common Forming: Boxes, Channels, Hems, Offsets
- **Press Brake Demonstrations**

#### Part Four: Special Application Tooling

- Bump Bending
- Large Radius Forming
- Universal Tooling
- Specialized Tooling
- **Press Brake Demonstrations**

#### Part Five: Tips, Tricks, and Advanced Forming Techniques

- Order of Operation
- Stage Bending
- Fixing the Mistakes
- Why the Rules Get Broken
- Avoiding Feature Distortion
- Difficult Parts
- Problem Materials
- **Press Brake Demonstrations**



#### How To Sign Up For One/Two Day Class

Just Email The Following:

- Company Name
- Attendee Name(S)
- Date you would like to attend
- PO Number (optional)

Email: [jason.sheahan@gladwinmachinery.com](mailto:jason.sheahan@gladwinmachinery.com)

Or

Call: 262-703-0400

A class confirmation will be sent within a few days.