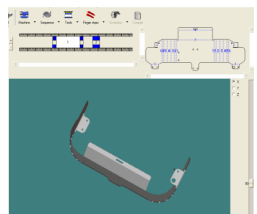

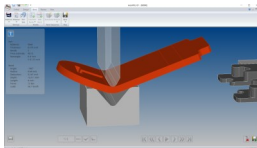




# Gladwin Machinery Solutions

## WHAT TO EXPECT:

- Proper Forming Techniques
- Tool Selection and Blank Size
- Increased Press Brake Productivity
- Time Saving Easy to Use Formulas
- Latest Forming Technologies



## Kansas City 2025 Forming Fundamentals Class Schedule

**April 9th (One Day Class)**

**April 10th (One Day Class)**

### Press Brake Forming Fundamentals

This course covers everything there is to know about forming, regardless of the press brake you are using. Change the “that’s the way we have always done it” mentality. Our class is filled with easy to use formulas, demonstrations, and new forming ideas. It is ideal for set-up operators with minimal experience to twenty years. It is also recommended that shop foremen and/or engineers attend this course.

**Book Provided .....\$495.00**

**Class Times: 8:00 – 4:00**

**Location:** Gladwin Machinery  
16203 North West 45 Highway  
Parkville, MO 64152

#### How To Sign Up

**Just Email The Following:**

- Company Name
- Attendee Name(S)
- Date you would like to attend
- PO Number (optional)

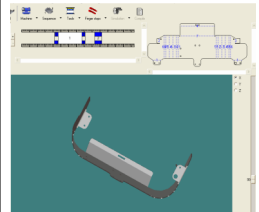

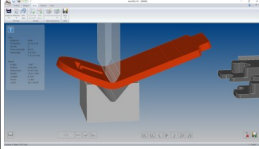
Email: [jason.sheahan@gladwinmachinery.com](mailto:jason.sheahan@gladwinmachinery.com)

Or

Call: 816-777-5999



# Gladwin Machinery Solutions



## Press Brake Forming Fundamentals

### Class Outline

#### Part One: The Basics

- Brake and Back Gauge Axis
- Types of Tooling
- Methods of Forming
- **Press Brake Demonstrations**

#### Part Two: The Factors

- Material Differences
- Tooling Selection
- Shortest Possible Flange
- Achieving the Proper Radius
- **Press Brake Demonstrations**

#### Part Three: Part Development, Programming Techniques, and Common Forming

- Methods of Programming
- Press Deflection and Crowning
- Basic Blueprint Reading
- Part Blank Development
- Measuring for Tool Builds
- Tallest Possible Box
- Common Forming: Boxes, Channels, Hems, Offsets
- **Press Brake Demonstrations**

#### Part Four: Special Application Tooling

- Bump Bending
- Large Radius Forming
- Universal Tooling
- Specialized Tooling
- **Press Brake Demonstrations**

#### Part Five: Tips, Tricks, and Advanced Forming Techniques

- Order of Operation
- Stage Bending
- Fixing the Mistakes
- Why the Rules Get Broken
- Avoiding Feature Distortion
- Difficult Parts
- Problem Materials
- **Press Brake Demonstrations**

#### How To Sign Up

Just Email The Following:

- Company Name
- Attendee Name(S)
- Date you would like to attend
- PO Number (optional)

Email: [jason.sheahan@gladwinmachinery.com](mailto:jason.sheahan@gladwinmachinery.com)

Or

Call: 816-777-5999